

GreenSpace



519-816-8950

THE DESIGN

Visual effect
thanks to the inward rim, there is an extra dimension to the appearance of the plant or tree

Structural solidity
The high inward rim makes the pot very strong


Strong, frost resistant and impermeable
Thanks to the Cohesa material (Cohesa is made of the best quality polyester, fiber glass and natural additives)

Raised bottom
So excess water can flow away underneath the pot.

Easy to repot
thanks to unique thin rim

Natural look
made by hand + easy to move thanks to the lightweight Cohesa material

Waterproof!
(Hole to be drilled by end user)





UNIQUE STRENGTH

Extra high inward rim for strength

Reinforcements to add extra strength to the body

Reinforcements to avoid bowing of the walls

Up to 7 layers of resin and fibreglass depending on the size of the pot

TIMELESS COLOURS



Brown stone
*Available



Concrete stone
*Available



White stone
*Available



Grey stone
*Available



River stone
*Long lead time



Taupe stone
*Long lead time



Mondo Taupe stone

Mondo * Available

The Mondo Round Planter is a symbol of refined grace and versatility in the Cosapots Collection. Exemplifying meticulous craftsmanship and unwavering quality, this planter radiates a formal sophistication that transforms any space into an elevated botanical haven.

Choose MONDO to stand alone or combine different sizes to create a MONDO family into a unique project.

Mondo Brown stone



Size	Brown stone	Concrete stone	White stone	Grey stone	River stone	Taupe stone
Ø 19,7 x H 18,5 in Ø 50 x H 47 cm	MO.50.BR	MO.50.CO	MO.50.WH	MO.50.GR	MO.50.RI	MO.50.TA
Ø 26,0 x H 24,0 in Ø 66 x H 61 cm	MO.66.BR	MO.66.CO	MO.66.WH	MO.66.GR	MO.66.RI	MO.66.TA
Ø 38,1 x H 30,7 in Ø 84 x H 78 cm	MO.84.BR	MO.84.CO	MO.84.WH	MO.84.GR	MO.84.RI	MO.84.TA
Ø 39,4 x H 39,4 Ø 100 x H 100	MO.100.BR	MO.100.CO	MO.100.WH	MO.100.GR	MO.100.RI	MO.100.TA



Mondo high Taupe stone


Mondo high

*Available

The high series has been created to join the MONDO family to compliment halls and stairways, smaller areas, and interior spaces.

Its exceptional height not only adds a commanding presence but also provides ample space for a variety of plants, making it an ideal choice for both indoor and outdoor settings.

Choose one size fits all or combine sizes , the MONDO family will always be right.



Mondo high Grey stone

Size	Brown stone	Concrete stone	White stone	Grey stone	River stone	Taupe stone
Ø 17.7 x H 30.7 in Ø 45 x H 78 cm	MOH-45BR	MOH-45CO	MOH-45WH	MOH-45GR	MOH-45RI	MOH-45TA
Ø 21.7 x H 35.4 in Ø 55 x H 90 cm	MOH-55BR	MOH-55CO	MOH-55WH	MOH-55GR	MOH-55RI	MOH-55TA



Opulo River stone

Opulo *Long lead time

The Opulo conveys a sense of opulence and luxury to the Cosapots Collection. It comes with a timeless curvature.

OPULO deserves beautiful trees or impressive plants to bring projects alive. Colours and sizes can endlessly be mixed and matched.

Opulo Concrete stone



Size	Brown stone	Concrete stone	White stone	Grey stone	River stone	Taupe stone
Ø 21.7 x H 17.7 in Ø 55 x H 45 cm	OP.55.BR	OP.55.CO	OP.55.WH	OP.55.GR	OP.55.RI	OP.55.TA
Ø 29.5 x H 25.6 in Ø 75 x H 65 cm	OP.75.BR	OP.75.CO	OP.75.WH	OP.75.GR	OP.75.RI	OP.75.TA
Ø 39.4 x H 37.4 in Ø 100 x H 95 cm	OP.100.BR	OP.100.CO	OP.100.WH	OP.100.GR	OP.100.RI	OP.100.TA



Roco Grey stone

ROCO *Long lead time

Low and wide, round and bold, remaining very elegant and gentle.

ROCO is one of our Supermodels. An evergreen design. Timeless and vibrant. Signature curves have been well balanced with its proportions.

The Cosport ROCO textured finishes are designed to blend with any high end architectural style.

Roco Taupe stone



Size	Brown stone	Concrete stone	White stone	Grey stone	River stone	Taupe stone
Ø 24.4 x H 13.0 in Ø 62 x H 33 cm	RO.62BR	RO.62CO	RO.62WH	RO.62GR	RO.62RI	RO.62TA
Ø 36.6 x H 19.3 in Ø 93 x H 49 cm	RO.93BR	RO.93CO	RO.93WH	RO.93GR	RO.93RI	RO.93TA
Ø 48.2 x H 26.0 in Ø 125 x H 66 cm	RO.125BR	RO.125CO	RO.125WH	RO.125GR	RO.125RI	RO.125TA



Juno Grey stone

Juno

**Long lead time*

From Roman mythology, JUNO was the Queen of Gods! Powerful yet elegant. A well-respected creature.

JUNO shares its rim design with the complete COSAPOIS lineup as a signature of strength and purity. The family represents our archetype shape of rich simplicity.

Our designs are very strong, stable and engineered to fit with the world's most beautiful indoor and outdoor plants.



Size	Brown stone	Concrete stone	White stone	Grey's tone	River stone	Tape stone
Ø 23.6 x H 25.6 in Ø 60 x H 65 cm	JU.60.BR	JU.60.CO	JU.60.WH	JU.60.GR	JU.60.RI	JU.60.TA
Ø 27.6 x H 29.9 in Ø 70 x H 76 cm	JU.70.BR	JU.70.CO	JU.70.WH	JU.70.GR	JU.70.RI	JU.70.TA
Ø 33.5 x H 36.2 in Ø 85 x H 92 cm	JU.85.BR	JU.85.CO	JU.85.WH	JU.85.GR	JU.85.RI	JU.85.TA
Ø 37.4 x H 40.2 in Ø 95 x H 102 cm	JU.95.BR	JU.95.CO	JU.95.WH	JU.95.GR	JU.95.RI	JU.95.TA
Ø 41.3 x H 44.1 in Ø 105 x H 112 cm	JU.105.BR	JU.105.CO	JU.105.WH	JU.105.GR	JU.105.RI	JU.105.TA



Lofto Taupe stone

Lofto * Available

Imposing in its height to strengthen architectural projects, LOFTO comes in a multitude of enhancing sizes.

Whether you prefer a classic or contemporary look, the Lofto Planter caters to diverse preferences while maintaining its exceptional quality and durability.

An assortment of high planters can be used to create an informal area or can convey a more formal feel when a repeated single size lines an area.



Lofto Brown stone

Size	Brown stone	Concrete stone	White stone	Gray stone	River stone	Taupe stone
Ø 14.6 x H 30.3 in Ø 37 x H 77 cm	LO.37.BR	LO.37.CO	LO.37.WH	LO.37.GR	LO.37.RI	LO.37.TA
Ø 16.5 x H 36.2 in Ø 42 x H 92 cm	LO.42.BR	LO.42.CO	LO.42.WH	LO.42.GR	LO.42.RI	LO.42.TA
Ø 19.7 x H 43.3 in Ø 50 x H 110 cm	LO.50.BR	LO.50.CO	LO.50.WH	LO.50.GR	LO.50.RI	LO.50.TA



Lupo Concrete stone

Lupo

**Available / Long lead time*

Our solitary LUPO stands for independence and strength. A sleek design that adds a dash of chic to decorate aisles, terraces and venues with style. Trees, ornamental plants, and beautiful flowers transform LUPO projects into the next level with eclectic vibes.



Size	Brown stone	Concrete stone	White stone	Grey stone	River stone	Toupe stone
Ø 20.1 x H 15.4 in Ø 51 x H 39 cm	*A LU.51.BR	LU.51.CO	LU.51.WH	LU.51.GR	LU.51.RI	LU.51.TA
Ø 24.4 x H 18.9 in Ø 62 x H 48 cm	*A LU.62.BR	LU.62.CO	LU.62.WH	LU.62.GR	LU.62.RI	LU.62.TA
Ø 32.3 x H 24.8 in Ø 82 x H 63 cm	*A LU.82.BR	LU.82.CO	LU.82.WH	LU.82.GR	LU.82.RI	LU.82.TA
Ø 37.4 x H 28.3 in Ø 95 x H 72 cm	*A LU.95.BR	LU.95.CO	LU.95.WH	LU.95.GR	LU.95.RI	LU.95.TA
Ø 47.2 x H 35.8 in Ø 120 x H 91 cm	*LIT LU.120.BR	LU.120.CO	LU.120.WH	LU.120.GR	LU.120.RI	LU.120.TA




Cavo White stone

Cavo *Long lead time

Wide and low. Our shell collection CAVO is designed to enhance perspective. This simple sculpture is unassuming and serves as a touch of elegance to many settings.

Our size variety are well balanced to stand alone when desired or to stand together as a vibrant family.



Cavo Concrete stone

Size	Brown stone	Concrete stone	White stone	Grey stone	River stone	Taupe stone
Ø 19.7 x H 7.9 in Ø 50 x H 20 cm	CA.50.BR	CA.50.CO	CA.50.WH	CA.50.GR	CA.50.RI	CA.50.TA
Ø 31.5 x H 9.9 in Ø 80 x H 25 cm	CA.80.BR	CA.80.CO	CA.80.WH	CA.80.GR	CA.80.RI	CA.80.TA
Ø 43.3 x H 11.8 in Ø 110 x H 30 cm	CA.110.BR	CA.110.CO	CA.110.WH	CA.110.GR	CA.110.RI	CA.110.TA



Orbo Taupe stone


Orbo

*Available

The Orbo Planter's standout feature is its eye-catching spherical design, bringing a modern and chic vibe to any space. Built for strength and reliability, it's frost-resistant and impermeable, minus the bulk of traditional materials, making it adaptable to diverse environmental conditions.

While one ORBO will make the difference, many ORBOs will never be too exaggerated. The assortment of sizes are designed to compliment one another in a multiple planter setting.

Orbo Concrete stone



Size	Brown stone	Concrete stone	White stone	Grey stone	River stone	Taupe stone
Ø 23.5 x H 20.5 in Ø 60 x H 52 cm	OR.60.BR	OR.60.CO	OR.60.WH	OR.60.GR	OR.60.RI	OR.60.TA
Ø 29.5 x H 25.6 in Ø 75 x H 65 cm	OR.75.BR	OR.75.CO	OR.75.WH	OR.75.GR	OR.75.RI	OR.75.TA
Ø 35.4 x H 30.7 in Ø 90 x H 78 cm	OR.90.BR	OR.90.CO	OR.90.WH	OR.90.GR	OR.90.RI	OR.90.TA



Keggo Brown stone

Keggo *Long lead time

Keggo has a grand presence. It is our most recent silhouette, and it brings a new dynamic while remaining very elegant and serene.
Basic in form, versatile in placement, from filling a corner to lining a walkway.



Keggo Grey stone

Size	Brown stone	Concrete stone	White stone	Grey stone	River stone	Taupe stone
Ø 19,7 x H 18,1 in Ø 50 x H 46 cm	KE.50.BR	KE.50.CO	KE.50.WH	KE.50.GR	KE.50.RI	KE.50.TA
Ø 23,6 x H 21,7 in Ø 60 x H 55 cm	KE.60.BR	KE.60.CO	KE.60.WH	KE.60.GR	KE.60.RI	KE.60.TA
Ø 27,6 x H 23,6 in Ø 70 x H 60 cm	KE.70.BR	KE.70.CO	KE.70.WH	KE.70.GR	KE.70.RI	KE.70.TA
Ø 31,5 x H 27,2 in Ø 80 x H 69 cm	KE.80.BR	KE.80.CO	KE.80.WH	KE.80.GR	KE.80.RI	KE.80.TA



Regio Brown stone

Regio *Available

A contemporary masterpiece in the Cosapots Collection that effortlessly merges sleek design with unmatched practicality. Immerse yourself in the world of sophisticated gardening with this handcrafted planter, meticulously fashioned using top-quality resins and premium fiberglass to ensure enduring strength and resilience.

This planter not only exemplifies durability but also introduces a touch of natural allure to your surroundings, contributing to the overall aesthetics of your space. Its thoughtfully crafted structure provides the perfect balance between functionality and contemporary elegance.



Regio Concret stone

Size	Brown stone	Concrete stone	White stone	Grey stone	River stone	Taupe stone
11.8 x 11.8 x H 31.5 in 30 x 30 x H 80 cm	RE-30.BR	RE-30.CO	RE-30.WH	RE-30.GR	RE-30.RI	RE-30.TA
23.4 x 11.8 x H 31.5 in 60 x 30 x H 80 cm	RE-60.BR	RE-60.CO	RE-60.WH	RE-60.GR	RE-60.RI	RE-60.TA
35.4 x 11.8 x H 31.5 in 90 x 30 x H 80 cm	RE-90.BR	RE-90.CO	RE-90.WH	RE-90.GR	RE-90.RI	RE-90.TA
35.4 x 11.8 x H 15.7 in 90 x 30 x H 40 cm	RE-40.BR	RE-40.CO	RE-40.WH	RE-40.GR	RE-40.RI	RE-40.TA



Reglito Taupe stone

Reglito * Available

Designed for versatility, the Reglito Square Planter is the perfect solution for optimizing smaller spaces without compromising on style. Its smaller dimensions make it an ideal choice for those seeking a touch of contemporary elegance in more confined environments.

The brothers, REGLO and REGLITO offer tons of stunning combinations. Together they can truly make a statement.




Reglito Grey stone

Size	Brownstone	Concrete stone	Whitestone	Greystone	Riverstone	Taupestone
19.7 x 19.7 x H 31.5 in 50 x 50 x H 80 cm	REI.80.BR	REI.80.CO	REI.80.WH	REI.80.GR	REI.80.RI	REI.80.TA



Reglito Cube taupe stone

Reglito Cube * Available



Reglito Cubes Greystone

Size	Brownstone	Concrete stone	Whitestone	Greystone	Riverstone	Taupestone
19.7 x 19.7 x H 19.7 in 50 x 50 x H 50 cm	REC.50.BR	REC.50.CO	REC.50.WH	REC.50.GR	REC.50.RI	REC.50.TA
23.6 x 23.6 x H 23.6 in 60 x 60 x H 60 cm	REC.60.BR	REC.60.CO	REC.60.WH	REC.60.GR	REC.60.RI	REC.60.TA
27.6 x 27.6 x H 27.6 in 70 x 70 x H 70 cm	REC.70.BR	REC.70.CO	REC.70.WH	REC.70.GR	REC.70.RI	REC.70.TA
31.5 x 31.5 x H 31.5 in 80 x 80 x H 80 cm	REC.80.BR	REC.80.CO	REC.80.WH	REC.80.GR	REC.80.RI	REC.80.TA
35.4 x 35.4 x H 35.4 in 90 x 90 x H 90 cm	REC.90.BR	REC.90.CO	REC.90.WH	REC.90.GR	REC.90.RI	REC.90.TA
39.4 x 39.4 x H 39.4 in 100 x 100 x H 100 cm	REC.100.BR	REC.100.CO	REC.100.WH	REC.100.GR	REC.100.RI	REC.100.TA



Semplo Concrete stone

Semplo *Long lead time

SEMPLO is a stunning square planter. Strength and reliability were the focus while designing the SEMPLO. It's square shape gives it the ability to be perfectly paired with higher or lower variants or even the REGLO family.

Upgrade your space now with either of these two planters and mcke a statement.



Semplo River stone

Size	Brown stone	Concrete stone	White stone	Grey stone	River stone	Taupe stone
39.4 x 39.4 x H 15.7 in 100 x 100 x H 40 cm	SE-40BR	SE-40CO	SE-40WH	SE-40GR	SE-40RI	SE-40TA
39.4 x 39.4 x H 23.6 in 100 x 100 x H 60 cm	SE-60BR	SE-60CO	SE-60WH	SE-60GR	SE-60RI	SE-60TA
39.4 x 39.4 x H 31.5 in 100 x 100 x H 80 cm	SE-80BR	SE-80CO	SE-80WH	SE-80GR	SE-80RI	SE-80TA



Semplo grand Brown stone

Semplo grand *Long lead time

SEMPLO grand is our longer variation of the SEMPLO square planter. This extra wide planter series covers a lot of ground.

It's square shape gives it the ability to be perfectly paired with higher or lower variants or even the Regle family.

Add a touch of elegance to your upscale space.



Semplo grand white stone


Size	Brown stone	Concrete stone	White stone	Grey stone	River stone	Toupe stone
47.2 x 47.2 x H 23.6 in 120 x 120 x H 60 cm	SFg.60.BR	SFg.60.CO	SFg.60.WH	SFg.60.GR	SFg.60.RI	SFg.60.TA
47.2 x 47.2 x H 31.5 in 120 x 120 x H 80 cm	SFg.80.BR	SFg.80.CO	SFg.80.WH	SFg.80.GR	SFg.80.RI	SFg.80.TA
47.2 x 47.2 x H 39.4 in 120 x 120 x H 100 cm	SFg.100.BR	SFg.100.CO	SFg.100.WH	SFg.100.GR	SFg.100.RI	SFg.100.TA



Semplo minor *Long lead time

SEMPLO minor takes our square footprint planters down in size a notch but still delivers on the look when square is what is called for.

Uncover elegance that shouts sophistication in a whisper.



Semplo minor Concrete stone

Size	Brown stone	Concrete stone	White stone	Grey stone	River stone	Taupe stone
31.5 x 31.5 x H 15.7 in 80 x 80 x H 40 cm	Sem.40.BR	Sem.40.CO	Sem.40.WH	Sem.40.GR	Sem.40.RI	Sem.40.TA
31.5 x 31.5 x H 23.6 in 80 x 80 x H 60 cm	Sem.60.BR	Sem.60.CO	Sem.60.WH	Sem.60.GR	Sem.60.RI	Sem.60.TA

Semplo minor River stone



Semplo feet Concrete stone

Semplo feet *Long lead time

SEMPLO feet is a unique square planter. Perfect for an outdoor streetscape. It's square shape gives it the ability to be perfectly paired with higher or lower variants or even the Regio family. Beautify your cityscape.



Semplo feet River stone

Size	Brown stone	Concrete stone	White stone	Grey stone	River stone	Toupe stone
39.4 x 39.4 x H 19.7 in 100 x 100 x H 50 cm	SEI.50.BR	SEI.50.CO	SEI.50.WH	SEI.50.GR	SEI.50.RI	SEI.50.TA
39.4 x 39.4 x H 27.6 in 100 x 100 x H 70 cm	SEI.70.BR	SEI.70.CO	SEI.70.WH	SEI.70.GR	SEI.70.RI	SEI.70.TA
39.4 x 39.4 x H 35.4 in 100 x 100 x H 90 cm	SEI.90.BR	SEI.90.CO	SEI.90.WH	SEI.90.GR	SEI.90.RI	SEI.90.TA



Semplito White stone

Semplito

** Available*


Designed for ease, the Semplito Planter is easy to arrange, allowing you to optimize your space for a chic and otherwise-full environment. Its modular nature lends itself ideally to combinations, enabling you to create dynamic and personalized displays. Whether styling an indoor sanctuary or an outdoor oasis, the Semplito Planter offers the flexibility to tailor your space to your unique vision.

As with the REGLO family, the SEMPLITO and SEMPLO lends themselves ideally to combinations. A combination of the SEMPLITO and SEMPLO offer clean and modern aesthetics.



Semplito Taupe stone

Size	Brown stone	Concrete stone	White stone	Grey stone	River stone	Taupe stone
39.4 x 19.7 x H 15.7 in 100 x 50 x H 40 cm	SEL40.BR	SEL40.CO	SEL40.WH	SEL40.GR	SEL40.RI	SEL40.TA
39.4 x 19.7 x H 23.6 in 100 x 50 x H 60 cm	SEL60.BR	SEL60.CO	SEL60.WH	SEL60.GR	SEL60.RI	SEL60.TA
39.4 x 19.7 x H 31.5 in 100 x 50 x H 80 cm	SEL80.BR	SEL80.CO	SEL80.WH	SEL80.GR	SEL80.RI	SEL80.TA




Semplito grand 60 White stone

Semplito grand

*Available

The grandeur of the SEMPLITO Planter is complemented by its wide rectangular design, creating a visually striking centerpiece for your space. Its commanding presence allows for versatile placement, enhancing the ambience of corporate settings, upscale residences, or expansive outdoor landscapes.


With the SEMPLITO Grand Wide Rectangle Planter, make a bold statement that transforms any environment into a showcase of botanical sophistication.



Semplito grand 300 Grey stone

Size
59.1 x 19.7 x H 23.6 in
150 x 50 x H 60 cm

Brown stone	Concrete stone	White stone	Grey stone	River stone	Toupe stone
SElg.60.BR	SElg.60.CO	SElg.60.WH	SElg.60.GR	SElg.60.RI	SElg.60.TA



Lonno 300 Taupe stone

Lonno *Long lead time

Lonno, is the longest link in the chain of the Cosqspots collection!
Elongated elegance and sophistication.

Designed for those who appreciate both size and style, the LONNO Planter offers an impressive expanse to showcase your favorite plants. The meticulous craftsmanship ensures enduring quality, making it a standout choice for both indoor and outdoor environments.



Lonno 300 Concrete stone

Size	Brown stone	Concrete stone	White stone	Grey stone	River stone	Taupe stone
78.8 x 19.7 x H 23.6 in 200 x 50 x H 60 cm	LO.200.BR	LO.200.CO	LO.200.WH	LO.200.GR	LO.200.RI	LO.200.TA
118.1 x 19.7 x H 23.6 in 300 x 50 x H 60 cm	LO.300.BR	LO.300.CO	LO.300.WH	LO.300.GR	LO.300.RI	LO.300.TA